

CALGARY WOODTURNERS GUILD NEWSLETTER



May 3, 2016

Issue 61, May 2016

Richard Raffan Visit and Slide Show

Editorial	Page 2
The Last Meeting	Page 2
New Spruce Meadows Co-ordinator	Page 2
Challenges!	Page 2
Richard Raffan	Page 3
Instant Gallery	Pages 4 - 5
Meeting Locations	Page 6
About Us	Page 7



From the Editor

It is always interesting to talk to other woodworkers / turners and discuss different ways of doing things. It is a special treat to be able to talk to internationally renowned experts in their field, and get their thoughts. It was a real treat to meet and talk to Richard Raffan at the last meeting, and to sit in on his slide show and soak up some of Richard's knowledge. It was all the more special knowing that this would likely be the last time he would ever be in Calgary. I know that I picked up quite a few tips/tricks/thoughts and methods, as I'm sure everyone who was at the meeting did. I big thank you to Richard for sharing his knowledge, and to Terry Golbeck for putting together this special meeting for us.

Doug



At precisely 7:00 PM CWT time Norm called the meeting to order.

First order of business of course was to welcome our guests, Osten, Dylan, Rob and Mike. We also had visitors Bill and Tim from the United States, and Richard Raffan from Australia.

Kai Muenzer was introduced as our new Spruce Meadows co-ordinator. He will be mentored by John Penner, and together I am sure they will organize another successful show. Thank you Kai for Stepping forward and volunteering.

First order of business for Spruce Meadows: WE NEED TOPS! The challenge has been put out for each and every member to make 50 tops for the show, so it is time to get turning now (3 or 4 a week is all it will take) and the 50 by the time of show the will be no problem. Remember that all of the proceeds from the sale of tops goes the Calgary Food Bank, and they are a great way to get people into the booth to purchase other items for sale.

Beads of Courage:

We had 11 bowls and lidded boxes donated to Beads of Courage. Thank you to all that donated. I know that more will be donated at the June meeting. Keep turning and donating boxes for this worthy cause.

We received word that since December, the Chinook Guild in Lethbridge has donated 41 boxes to the program, and they only have 30 members. The challenge has been made! We have some catching up to do!



Beads of Courage Bowls and Boxes donated at the May meeting.

With all of the business done it was on to Richard Raffan's presentation.

Richard Raffan

First, a little bit about Richard Raffan (from Wikipedia)

Richard Raffan (born 1943) is a well-known woodturner, author, and instructor who has helped popularize the craft of woodturning since the 1970s. He was a part of the "art turning" movement that saw turned objects move into galleries where they are presented as works of art. Although he has created large and valuable works of exotic woods, in his books he has also championed simple utilitarian works created for daily use. He finishes much of this work simply, using vegetable oil and beeswax, and has written admiringly of the patina of well used wooden items. "An indescribable surface that begs for a caress of the hand--that's what I think wood should provide."



He was born at Zeal Monachorum in Devon in the UK, lived in Sydney, Australia from 1947 to 1950, and returned to Devon where he was raised. He emigrated to Australia in 1982

Richard presented a slide show that lasted a little over 2 hours. It was full of pictures, antidotes, and some interesting techniques. Here are a few of the items that I jotted down in my notes:

Chucks - you cant have enough. Richard has 14 of a number of different styles.

And Scrapers - you can't have enough. Richard like a 40/45 bevel off the top face. Square end and sharp corners to get into corners, slight radius on the "straight" face. DON'T have both sides come in contact with the piece at the same time - this is a sure catch! Use a scraper with a radius just inside the curve you are trying to cut.

Bowls & Boxes & Projects - Richard showed a slide show of bowls Richard has made over the decades. Richard makes and likes his bowls to be used, so no paper thin turning here. They are very utilitarian, and some quite worn. The first bowls were done with screws on face plates. Richard got quite good at camouflaging the screw holes by making them look like knots.

A mixture to ebonize wood - take the filings from below your grinder and put them in malt vinegar. It smells, but it works!

Turn wood green, and then if you're in a hurry, put the piece in the microwave to dry. Some split, but then they split if left to dry on their own too. Microwave is quicker. To fix splits, mix fine wood dust with your epoxy, use the same wood dust as the piece, give an almost invisible repair to small cracks.

Lidded Boxes - put a slight taper out at the base. This gives you something to grip to pull the lid off. This is assuming of course that you have a proper suction fitting lid. And put a bead at the joint to hide the joint between the top and bottom.

Make some toys. Have some fun. And while your at it, do some spatulas, butter knives, square plates, round plates. Don't get stuck in a rut of just doing bowls. Experiment! Have some Fun!


Some where in there we had a short break, and then it was surprising to see that two hours had gone by.

Dave Beeman (assisted by Greg Dahl) did the draw for wood and the 50/50 draw. Doug Sharpe was the winner of \$104 in the 50/50 draw. Congratulations Doug.

The End of the Meeting

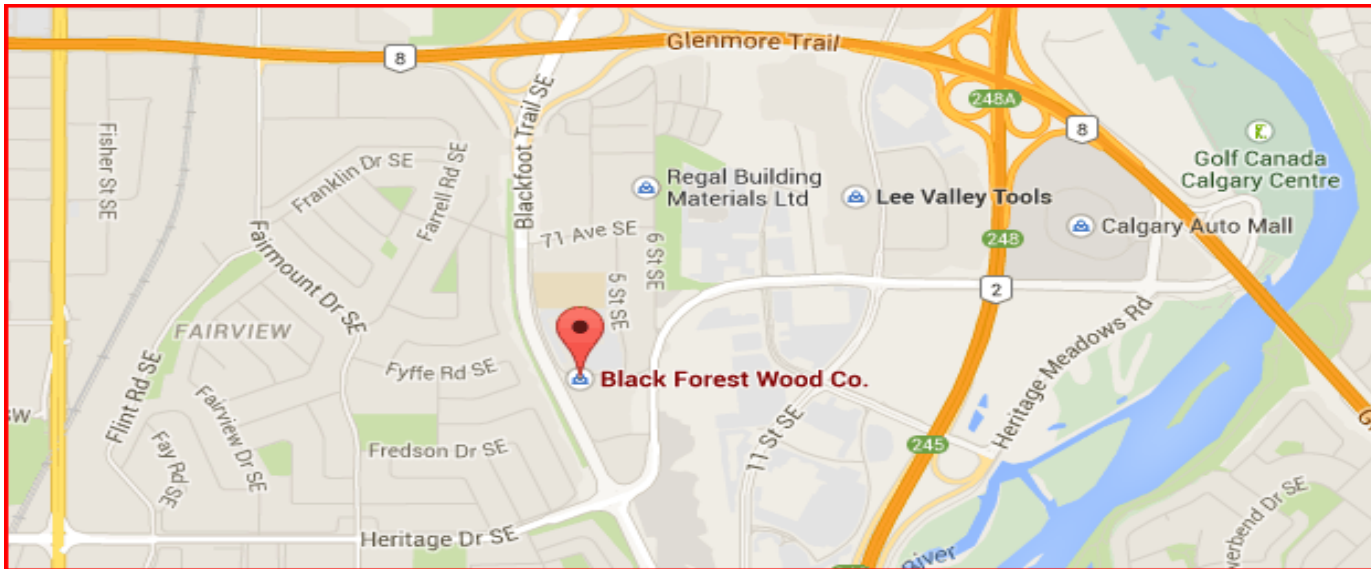
Instant Gallery





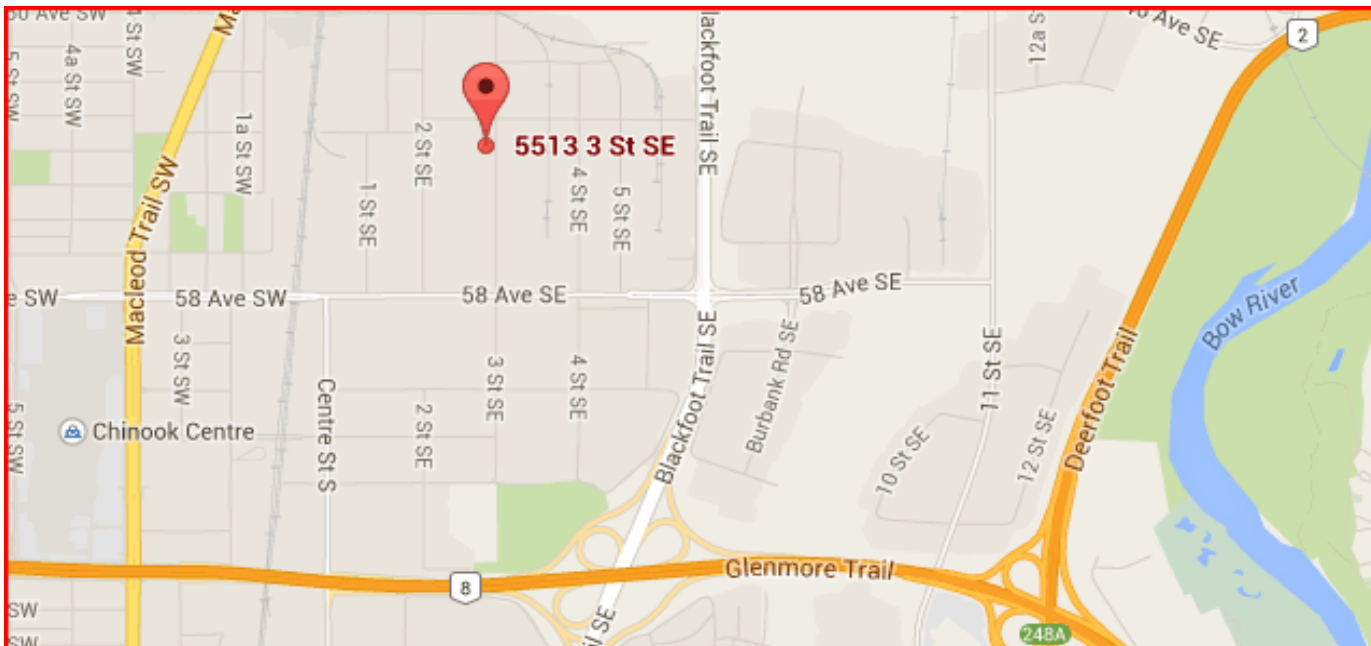
Guild Meetings

The Calgary Woodturners Guild meets at Black Forest Wood Company (603, 77 Ave SE, Calgary) the first Tuesday of each month at 7:00 PM except for July and August. Visitors are always welcome.



Sawdust Sessions

Sawdust sessions are held at the Calgary Drop-In Woodwork Shop (5513 3 Street SE). Come turn and talk wood with your fellow guild members, learn or try something new. There are always people available to answer questions and give help, and lathes to turn projects on. Visitors are always welcome, and lunch is available for \$5.00 for those who work up an appetite and want to stay.



About the Guild...

GUILD PURPOSE

To promote the art and craft of Woodturning in a way that expands the knowledge, safe practice, and enjoyment of woodturning, thereby benefitting both members and also the community

FOR THE MEMBERS:

- To provide all members with a method of regularly exchanging ideas and experience in woodturning
- To promote safety in woodturning
- To benefit from group size in acquiring published resources & materials

FOR THE COMMUNITY

- To bring an awareness of woodturning to the general public
- To provide charitable benefits to the community

MEETINGS

The guild meets on the first Tuesday each month (except July and August) at 7:00 PM at Black Forest Wood Co., Bay 7, 603 - 77 Avenue SE, Calgary, AB.

Visitors are welcome

MEMBERSHIP DUES

Annual Dues - \$30.00 with Email, otherwise \$35.00

Dues paid on a calendar year basis

MAILING ADDRESS

Calgary Woodturners Guild
c/o Black Forest Wood Company
Bay 7, 603 - 77th Avenue SE
Calgary, AB, Canada
T2H 2B9

WEBSITE www.calgarywoodturners.com

CLUB OFFICERS AND DIRECTORS

President:	Norm Olsen
Vice President:	Garry Goddard
Treasurer:	Greg Dahl
Secretary:	Doug Drury
Director - Website Administrator:	Sherry Willetts
Director - Program Manager:	Terry Golbeck
Director - Sawdust Session coordinator:	Ken Kindjerski
Director - Sawdust Session coordinator:	Albert Daniels
Auditors:	
Bar-B-Que (Annual):	Albert Daniels
Charitable Co-ordinator	Dwayne Sims
Librarian:	Carl Smith
Membership Records:	Carl Smith
Newsletter	Doug Drury
Photographer:	Vacant
Programs:	Terry Golbeck
Public Displays:	Joe Van Keulen
Raffles:	Dave Beeman
School Liason:	Jim Jones
Spruce Meadows Sale:	Kai Muenzer
Webmaster:	Sherry Willetts
Members at Large:	Jim Leslie, Vern Steinbrecker