



CALGARY WOODTURNERS GUILD NEWSLETTER

March 5th Meeting

"Instant Gallery" picture of the month



Natural edge bowl; Box Elder by Dave Webster

Issue 29, March 2013

Instant
Gallery

2



Last
Meeting

3

Interesting
Websites

7



Events

7

For Sale

7

About us..

8

From the Editor...

Please don't hesitate to bring in your work for the Instant Gallery display. The variety of pieces is very inspiring to

everyone and provides much to discuss during the evening.

Next meeting is April 2nd. See you there!

From the Instant Gallery



March 5th Meeting

Minutes of meeting – March 5, 2013

Since Duncan was off flying the friendly skies of Brazil this month, Vice-President Mike Swendson called the meeting to order at 7PM and welcomed everyone. Four visitors were present this month: Derrick Anderson, Doug Rowan, Mike Reaville and Marian Warnan.

This month is the CWT Annual General Meeting. A very welcome new addition to the executive this year is Terry Golbeck. The executive will meet prior to the April meeting to discuss assignments and will announce results at the CWT meeting April 2nd. Next month the last page of this newsletter will be updated accordingly.

For the May meeting, we are still hoping to have Gord Langer present at the meeting to demo deep hollow turning. Note that this system is currently on sale at a 2 for 1 price!

Regarding deep hollowing, Don West has a Oneway system he will be happy to discuss with anyone who may be interested in exploring this aspect of turning.

The next Sawdust Session is March 16th. Possibly Jim Osenton will handle this session as Mike has a prior engagement.

Greg Dahl reports we have money in the bank and the bills are paid. He will have a detailed report at the April meeting.

Spruce Meadows will go forward this year for the full three weeks. We will have a new system for collection of payment this year. Neil will provide training on this prior to the event. Further details will follow.

There followed some discussion regarding providing compensation for people giving demonstrations at the meetings. A motion to pay a nominal amount was proposed by Dave and seconded by Doug.

Jim Jones has been in contact with the school in Okotoks and there will be a turning event tentatively scheduled for April 27th. There will be 3 lathes setup all for a cost of \$10.00, which includes lunch.

Don James mentioned that Jim Jones as well as Joe Van Keulen were recently featured in the Alberta "Routes" magazine.

Terry Golbeck said that he has recently been asked by a lady to teach her husband, who is blind, to turn in his shop. The first session went well and Terry was asked if we could provide some ongoing assistance with help to make various jigs for him. The exact nature is yet to be determined, but there was a consensus that we would help when the requirements are better known.

A break was then called and some informal discussion over the Instant Gallery took place!



Following the break, Mike Swendson demonstrated the fundamentals of designing and making finials. In general terms, he described a finial as a decorative piece that fits on the top of buildings, turned boxes and even curtain rod ends. He discussed and showed various proportions of finials and generally what constitutes a good, pleasing design.

Finials can add a lot of elegance to your lidded vessels or ornaments. However, poor finial design can seriously detract from the impression you're trying to create from your piece.

Elegant finials generally have three design concepts that set them apart from those more poorly done.

1. Overall length of the finial is properly proportioned to the size of the vessel or ornament
2. The finial generally contains long, smooth flowing tapers and is not chunky
3. The weight of the finial is in the first third from the base and the last two thirds are lighter, thinner and more flowing. The finial tip should not add too much weight to the end of the finial.

Mike then demonstrated turning a finial using the guidelines presented. He began by rounding a square to 1-1/4" diameter. Starting at the tip end, he worked down towards what will become the base. Once turning this section, it is important not to return to this area. Once completed to the base, it is carefully sanded to 320 grit. A 1" tenon is turned at the base for mounting in the vessel, and the entire finial finished with a leather dye (Marine boot black) he obtains from Tandy Leather. Two coats are applied and dried with a hair dryer between coats. Maple was used for the demo, and the net result looks like Ebony. Mike suggests working out a design on paper before actually turning it on the lathe.


Thanks to Mike for an excellent presentation!

The Dave Beeman draw was held and in addition to much wood being won, Dwayne Sims won \$47.50 in the 50/50 draw.

Jim Osenton gathered some items from the gallery table and a critique and discussion followed. The meeting was then adjourned at 9:15PM

The next meeting will be held at the Black Forest April 2nd at 7:00PM

This is how to visualize it

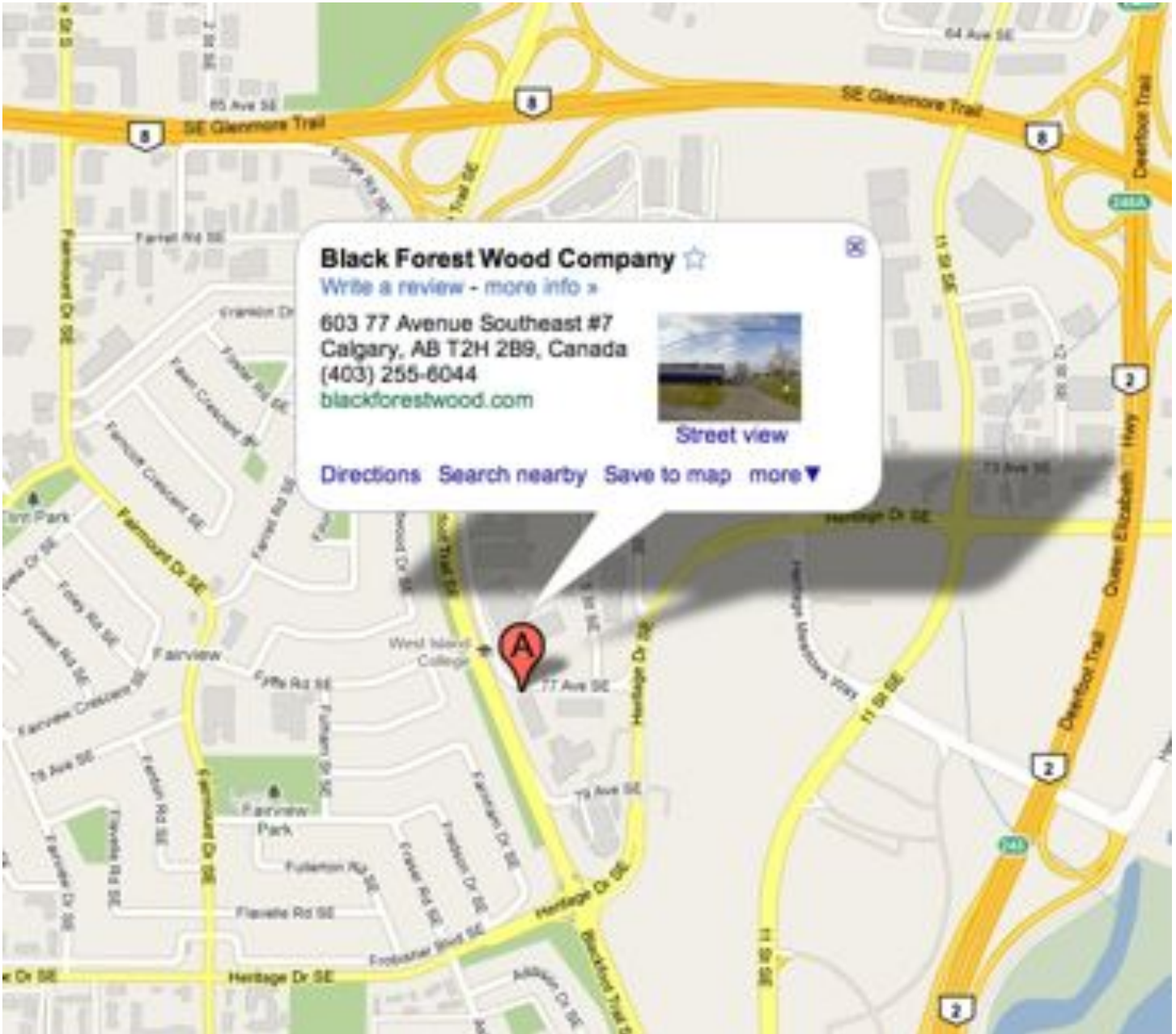


Keith Tomkins

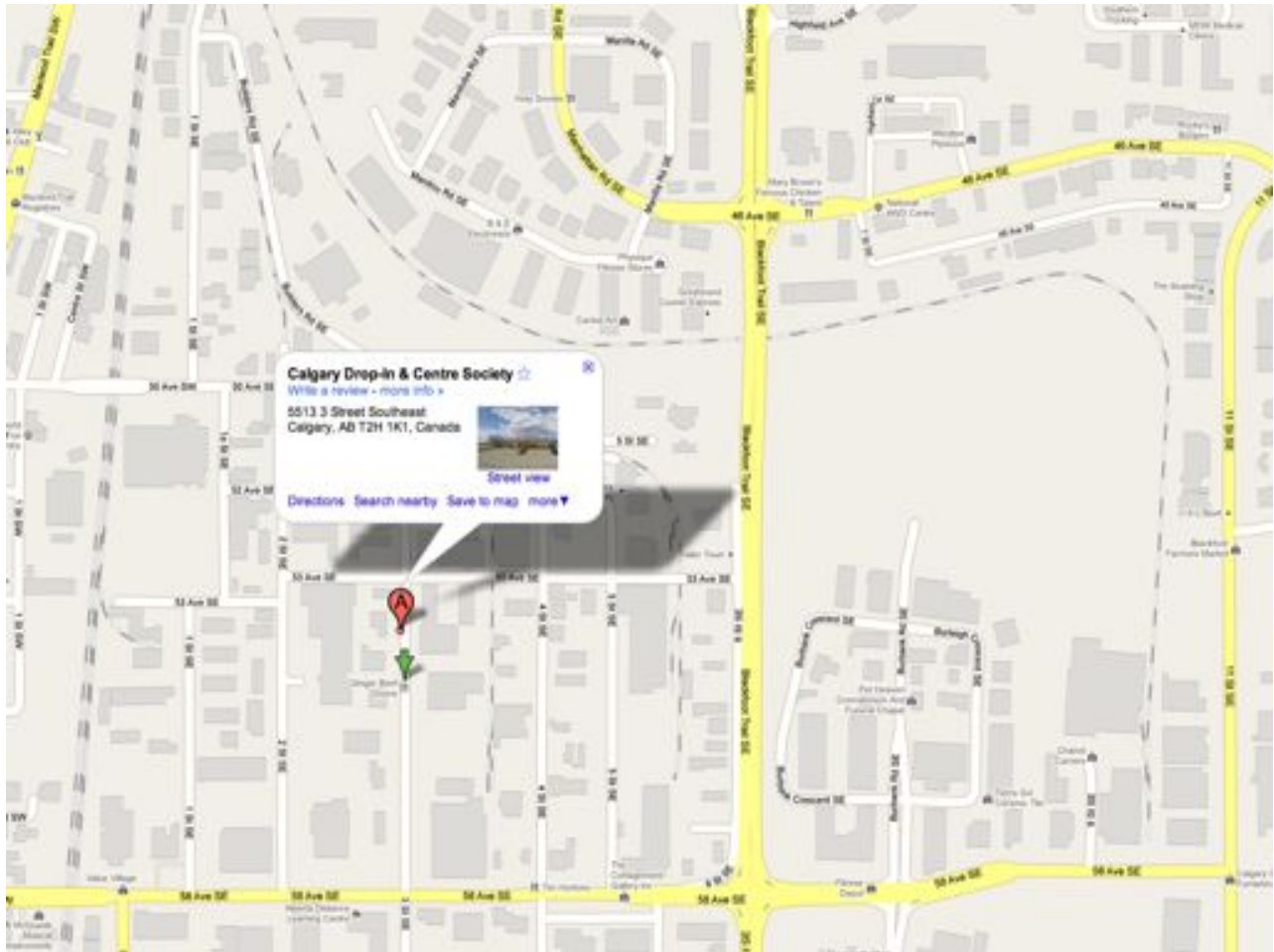
- Golden Mean ratio 1:1.618 or approximately 1/3 to 2/3
- It isn't possible to get all elements to follow this rule, but the main elements should.

Club Meetings

The Calgary Woodturners Guild meets at Black Forest Wood the first Tuesday of each month at 7PM. Visitors are welcome.



By request - for upcoming sawdust sessions, here is the location of the Calgary Drop In Center:

A business card for NewtUrn Studio. The background is dark with a close-up image of a wooden bowl. The text is white and reads: "NewtUrn Studio", "...decorative arts and design", "506 - 20 Ave NW", "Calgary Ab T2M 1C6", "(403) 605-8420", "Dennis Milbrandt", "principal", "dennis.milbrandt@newturnstudio.com", and "www.newturnstudio.com".

NewtUrn Studio
...decorative arts and design
506 - 20 Ave NW
Calgary Ab T2M 1C6
(403) 605-8420
Dennis Milbrandt
principal
dennis.milbrandt@newturnstudio.com
www.newturnstudio.com

Interesting Websites



Please remember that Black Forest is now on Facebook. I'm unable to add a link since you need to be logged in to Facebook first. But if you log in to Facebook and do a search for "**Black Forest Calgary**" it will come up first. Then click on it and the page will appear. Have a visit to see what's new and "like" them while you are there. You may want to bookmark the page to be kept up to date on any updates. Events such as the annual BF Wood Expo are posted there now.

To reduce frustration (mine) from this month on, all web links will be in the body of the email as I am sure you have seen already.

Events

There will be an update regarding the event at Okotoks shortly; Jim Jones may have a confirmation regarding the dates and details at the next meeting April 2nd/2013

Wanted

For Sale

Battery operated "Tealight" candles. Useful for Spruce Meadow items; 50 cents each. I have a few dozen.



Kreg Crown-Pro™ (Crown molding jig) \$10. See-> <http://www.kregtool.com/CrownPro-Prodview.html>
galoot@shaw.ca or 403-226-5933 – Jim Leslie

About the guild...

GUILD PURPOSE

TO PROMOTE THE ART AND CRAFT OF WOODTURNING IN A WAY THAT EXPANDS THE KNOWLEDGE, SAFE PRACTICE, AND ENJOYMENT OF WOODTURNING THEREBY BENEFITING BOTH MEMBERS AND ALSO THE COMMUNITY.

FOR THE MEMBERS:

- TO PROVIDE ALL MEMBERS WITH A METHOD OF REGULARLY EXCHANGING IDEAS AND EXPERIENCE IN WOODTURNING
- TO PROMOTE SAFETY IN WOODTURNING
- TO BENEFIT FROM GROUP SIZE IN ACQUIRING PUBLISHED RESOURCES & MATERIALS

FOR THE COMMUNITY:

- TO BRING AN AWARENESS OF WOODTURNING TO THE GENERAL PUBLIC
- TO PROVIDE CHARITABLE BENEFITS TO THE COMMUNITY

MEETINGS

The Guild meets on the first Tuesday, each month (except July and August) at 7:00 PM at Black Forest Wood Co., Bay 7, 603 – 77th Avenue SE, Calgary. Visitors are welcome.

MEMBERSHIP/DUES Annual Dues - \$30.00 with E-Mail, otherwise \$35.00 on a calendar year basis.

WEBSITE <http://www.calgarywoodturners.com>

MAILING ADDRESS

Calgary Woodturners
919 Centre Street NW, Suite 145,
Calgary, AB
T2E 2P6

CLUB OFFICERS

President and Director	Duncan Robertson	403-870-7331
Vice President and Director	Mike Swendsen	403-651-4806
Director - Treasurer	Greg Dahl	xxx-xxx-xxxx
Assistant Secretary		
Assistant Treasurer	Jim Osenton	403-286-3667
Director – Secretary/Newsletter	Jim Leslie	403-226-5933
Director - Technology	Sherry Willetts	xxx-xxx-xxxx
Director – Com Engagement	Mike Swendsen	403-651-4806
Director - Club Sales	Neil Proctor	403-934-4985
Director – Charitable	John Beal, Andy Lockhart	403-242-4227
Director - Programs	Norm Olson	403-295-2230
Director - Marketing	Jim Somers	403-293-5134
Director - MAL	Vern Steinbrecker	403-281-2077

COMMITTEES

AUDITORS: Henri Lefebvre, CGA, and Lyle Cuthbert
 BAR-B-QUE (ANNUAL): Ron Falconer
 CHARITABLE CO-ORDINATOR: Dwayne Sims and Andy Lockhart
 COMMUNITY ENGAGEMENT Mike Swendsen and Don James (including sawdust sessions)
 LIBRARIAN: Carl Smith
 MARKETING: Dennis Milbrandt, Jim Somers, Vern Steinbrecker
 MEMBERSHIP RECORDS: Carl Smith
 NEWSLETTER: Jim Leslie
 PHOTOGRAPHER ??
 PROGRAMS: Norm Olsen, Mike Swendsen
 PUBLIC DISPLAYS: Joe Van Keulen
 RAFFLES : Dave Beeman, Vern Steinbrecker
 SCHOOL LIASON: Jim Jones
 SPRUCE MEADOWS SALE: Neil Proctor, Dwayne Sims, John Simard, Dave Beeman, Jim Edwards.
 TECHNICAL DIRECTOR/WEBSITE: Norm Olson
 TOOL SWAPS: Jim Edwards
 WOODWORKING SHOW: Dennis Milbrandt
 MEMBERS AT LARGE: Vern Steinbrecker, Glenn Summers, Dave Beeman, Ron Gilbert, and Ken Kindjerski, Don James