



CALGARY WOODTURNERS GUILD NEWSLETTER

June 2, 2015 Meeting

Issue 52, June 2015

Editorial	2
Last Meeting	2
Instant Gallery	7
Meeting Locations	10
About Us	11

Cubes


To

Spheres

Back to

Cubes

Because We Can



From the Editor

It was a lovely evening in June when we all gathered once again at Black Forest Wood Company. We were told that the meeting would be a presentation of Spheres. We were not sure quite what that meant, but were of course eager to learn. At the end of the meeting we were still not quite sure what that meant, but were all, well...

Thanks Wilf for an entertaining and informative

presentation. While not sure just how we will use our newfound knowledge, but I'm sure some enterprising members will put it to good use. The first section at least. My wife always wanted a croquet set, and the balls, I mean Spheres, were what I thought would be the most challenging part. Now to see if I can duplicate Wilf's lesson.

Read on...

Doug Drury

June 2, 2015 Meeting



Minutes of the Meeting

(more or less)

President Norm Olsen had returned from his trip to Europe, and looking about the same as when he left, but a little more brown, called the meeting to order.

We had three guests at the meeting, Bunny, Matthew, and Pat. Welcome and we hope to see them again.

Greg Dahl confirmed that we are once again a non-profit society. We have filed all the necessary paperwork, reports, and financial statements for the prior and current year, and are once again in good standing as a society.

Terry Golbeck let everyone know that Richard Raffan will be at Black Forest Wood in May 2016. Keep watch for workshop news, as you will likely want to attend. Richard is very well known, and even has his own Wikipedia entry. Check it out at https://en.wikipedia.org/wiki/Richard_Raffan

Carl Smith warned everybody that if they have not paid their dues for the last year then they would be set aside, so make sure your dues are paid or suffer the consequences.

Carl also let everyone know that he has done more work with the library. If anyone has something that they would like added to the library, please let Carl know and he will look into adding the item.

And with announcements complete, it was on to Wilf Talbot and Spheres.

Spheres, by Wilf Talbot



Wilf started his presentation by saying he wanted to round out the year by doing a sphere.

This was just of the first of many puns to start an entertaining and informative presentation.

Wilf show us and passed around a couple of spheres.

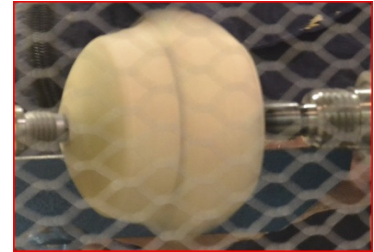




Doning his Darth Wilf Suit, a discussion erupted as to if the headset would work inside or outside of the Lathe Star and the helmet with it's own air supply. It DID! We could hear Wilf just fine. It may or may not have been a good thing that Wilf could not hear us, and the jokes and comments were plentiful.

To turn a Shere, you start off with a block of wood, or to be more exact, a cube with equal dimensions on all sides. Mark the center lines of all six sides, and then mount the cube centers on the lathe as shown below




Wilf then drew a circle on all 4 faces with a compass to act as guide lines, and started to turn the cube to the guide lines with a spindle gouge. He turned from the center to the tailstock, and then from the center to the headstock.



Norm asked Wilf how many spheres he a turned so far. Darth Wilf responded "This Makes Two".

After turning both to tailstock and to headstock, Wilf Remounted the Sphere on the other two axis, and turned again to the tailstock and then to the headstock. Then he remounted a third time one the remaining axis, and turned again from center to tailstock, and then to headstock.




And there you have it -
Barring catches and other mishaps, you
end up with
A Sphere!

Wilf then started talking about how he had turned the sphere from a cube, but there was another cube contained inside the sphere. He drew a line around each end of the sphere, remounted the sphere on a second axis, drew two more lines, and then remounted on the third axis and drew two more lines, as shown below. Now you could visualize the cube inside the sphere than Wilf was talking about.




Picking up his spindle gouge again, and with the assistance of a parting tool, he started turning to the lines he had drawn

First one axis



Then a second ...



And Finally the Third...



Now we could see the cube that was inside the sphere, with three knobs. When asked why, Wilf responded "Because we Can"

And that is how Darth Wilf makes a Death Cube!



Wilf also said that while he used a spindle gouge and his parting tool, you could also use a skew, negative angle scraper, or bowl gouge. It all depended upon what tool you were most comfortable with. Sanding and finishing were to the maker's choice.

At this point we took a break and consumer more delicious cookies.

After the break a couple of announcements were made:

1. John Penner was not able to make last night's meeting, but he would like ideas and feedback about this year's upcoming Spruce Meadows sale. Please email any thoughts you may have directly to John at john@oldwolfwoodshop.ca
2. Ron Gilbert announced that he has a large selection of Manitoba Maple in Drumheller for anyone that is interested. It may be very large, as he said to bring a chain saw and a truck of the appropriate size. Contact Ron at rngilbert@shaw.ca for further details.
3. Don't forget, the next sawdust session is June 13th, and the Summer sawdust session followed by the BBQ will be July 11th. For the BBQ burgers, smokies, buns and soft drinks (the usual sawdust session lunch) are provided, but it would be nice if some people brought some salads and desserts to share. The bringing of salads and desserts is optional and not required, but it would be nice.

Dwayne Sims had visited the Vancouver Turning Guild meeting and brought forward the idea of having a pre-meeting before our regular meeting for critique, help, comments on pieces. Some discussion ensued and it was felt that the idea does have some merit, but the constraint is manpower to run it. The executive will think about this idea and how we could implement it.




Don Wood showed the group some of the candlesticks he had made for the SAWS exhibition. The idea was to make a bunch, pick what you like the best, then do it again, refining each until you ended up with the "ultimate" piece. Don never said if he did achieve the "ultimate" piece, but there was some discussion on which were the favorites.

The candlesticks were made from Rosewood obtained from Black Forest, with some having bases from Paduk or Black Walnut.

Don made them by putting the piece in a chuck, drill the candle hole with a 3/4" bit, and then put the live center in the candle hole. The rest of the candlestick is then turned.

Dave Beeman did his raffle draw assisted by Greg Dahl. The \$105.00 50/50 was won by Ron Oslanski.

The meeting then adjourned.



INSTANT GALLERY

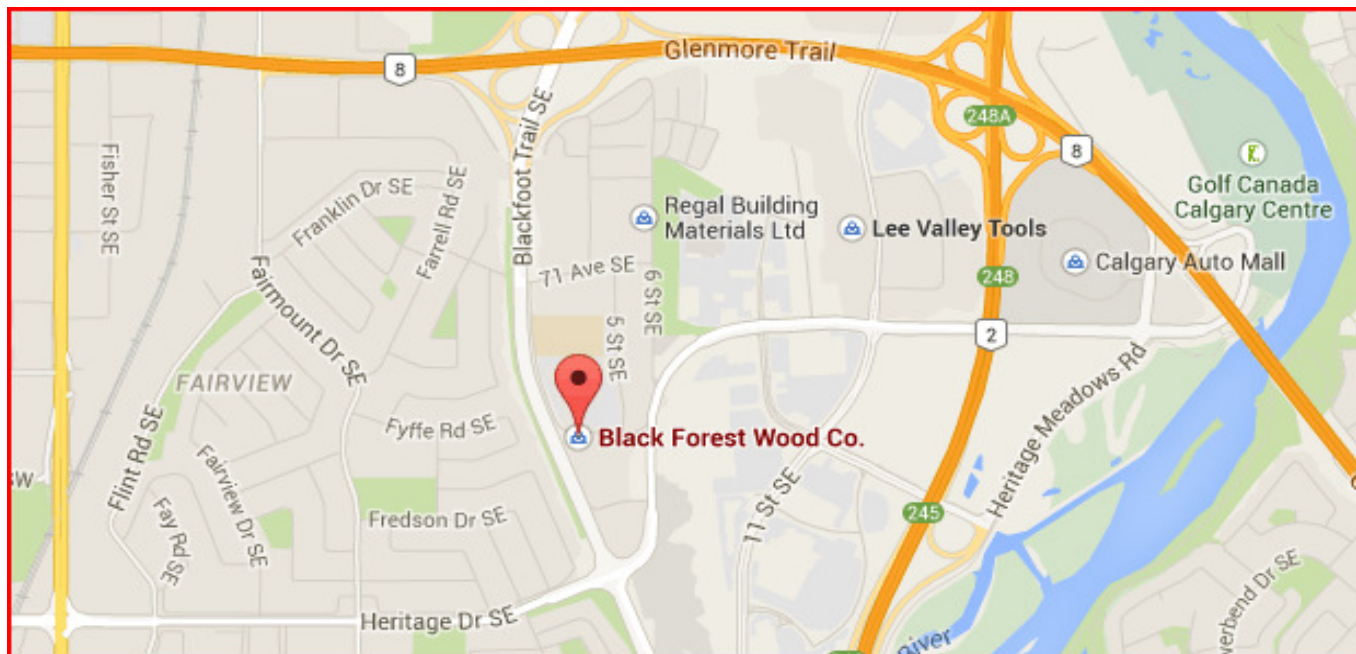






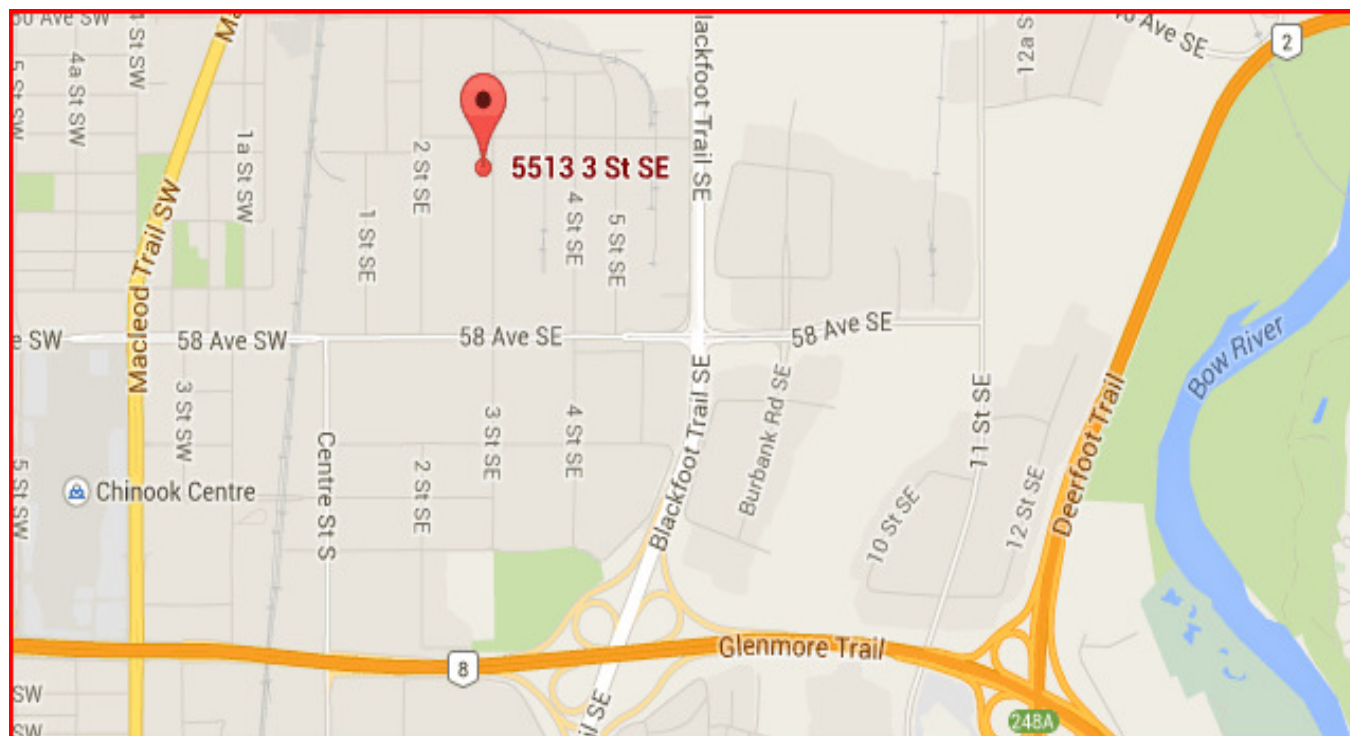
Guild Meetings

The Calgary Woodturners Guild meets at Black Forest Wood Company (603, 77 Ave SE, Calgary) the first Tuesday of each month at 7:00 PM except for July and August. Visitors are always welcome.



Sawdust Sessions

Sawdust sessions are held at the Calgary Drop-In Woodwork Shop (5513 3 Street SE). Come turn and talk wood with your fellow guild members, learn or try something new. There are always people available to answer questions and give help, and lathes to turn projects on. Visitors are always welcome, and lunch is available for \$5.00 for those who work up an appetite and want to stay.



About the Guild...

GUILD PURPOSE

To promote the art and craft of Woodturning in a way that expands the knowledge, safe practice, and enjoyment of woodturning, thereby benefitting both members and also the community

FOR THE MEMBERS:

- To provide all emembers with a method of regularly exchanging ideas and experience in woodturning
- To promote safety in woodturning
- To benefit from group size in acquiring published resources & materials

FOR THE COMMUNITY

- To bring an awareness of woodturning to the general public
- To provide charitable benefits to the community

MEETINGS

The guild meets on the first Tuesday each month (except July and August) at 7:00 PM at Black Forest Wood Co., Bay 7, 603 - 77 Avenue SE, Calgary, AB. Visitors are welcome

MAILING ADDRESS

Calgary Woodturners Guild
c/o Black Forest Wood Company
Bay 7, 603 - 77th Avenue SE
Calgary, AB, Canada
T2H 2B9

MEMBERSHIP DUES

Annual Dues - \$30.00 with Email, otherwise \$35.00
Dues paid on a calendar year basis

WEBSITE www.calgarywoodturners.com

CLUB OFFICERS AND DIRECTORS

President:	Norm Olsen
Vice President:	Garry Goddard
Treasurer:	Greg Dahl
Secretary:	Doug Drury
Director - Website Administrator:	Sherry Willetts
Director - Program Manager:	Terry Gobeck
Director - Sawdust Session coordinator:	Ken Kindjerski
Director - Sawdust Session coordinator:	Albert Daniels
Auditors:	
Bar-B-Que (Annual):	Albert Daniels
Charitable Co-ordinator	Dwayne Sims
Librarian:	Carl Smith
Membership Records:	Carl Smith
Newsletter	Doug Drury
Photographer:	Vacant
Programs:	Terry Gobeck
Public Displays:	Joe Van Keulen
Raffles:	Dave Beeman
School Liason:	Jim Jones
Spruce Meadows Sale:	John Penner
Webmaster:	Sherry Willetts
Members at Large:	Jim Leslie, Vern Steinbrecker