

CALGARY WOODTURNERS GUILD NEWSLETTER



November 2, 2016

Issue 65, November 2016

Green Wood Processing

Editorial	Page 2
The Last Meeting	Pages 2 - 14
Presentations:	
Processing and Turning Green Wood	Pages 4 - 13
Instant Gallery	Pages 14 - 16
Meeting Locations	Page 17
About Us	Page 18
Letter from Beads of Courage	Page 19



Our
Feature
Presenter
Herm
Stolte
<----

From the Editor

As we approach the Holiday Season, we are always reminded of the Food Bank, Salvation Army, and all the other Charities that look at this time of year as their primary fundraising season. There are many other charities that need help year round.

I am very proud to be a member of this guild that supports charities year round. Dwayne is constantly looking for donations for various charities throughout the year, and each time he asks for donations the guild comes through. There is also of course the work we have done with Beads of Courage. To think that across all of Canada 50 bowls were donated, and that 40% of those came from our guild makes me proud! And then of course there are the hundreds of tops we sell each year at Spruce Meadows to support the Calgary Interfaith Food Bank.

Well done everyone on contributing to help those less fortunate than ourselves.

Doug

At precisely 7:00 PM CWT time Norm called the meeting to order.



GUEST FROM MOVEMBER CANADA COMMITTEE

First order of business was to introduce Wayne Sim's guest Nikki from the Movember Canada Committee. Nikki gave a brief presentation reminding us that Movember is the primary month for them for awareness of men's health issues (not just prostate health, but mental and other physical health issues as well). Nikki told us about events happening around Calgary in November and thanked us for donations for the silent and live auctions at these events. Dwayne also reminded us that he is looking for donations year round for this and other charities.

GET YOURSELF HEALTHY!

While we were on the subject of Men's Health, Wilf urged all of to get in shape, loose some weight, get yourself checked out. While Wilf was at the Segmented Wood Turners Convention in Boston, they had a live demonstration of how a defibrulator work. No, it was not planned - a member at the convention had a heart attack and they needed to use the defibrulator to save his life. As almost all of our members are in that prime target zone (50+ years of age) Wilf urged us all to take care of ourselves so we do not become another statistic.

And now on to our regular meeting:



GUESTS:

We welcomed our guests and new members, Fred, Graham, Chris and Adam.

BEADS OF COURAGE:

Bert Delisle gave us an update on the Beads of Courage program. 9 hospitals in Canada are now participating in the program, and to date 50 bowls have been donated across Canada. As previously mentioned, 20 of those bowls or 40% have come from the Calgary Woodturners Guild. Well done everyone! A letter from Beads of Courage-Canada to Bert is attached at the end of this newsletter. For further information on what Beads of Courage is about and how you can get involved, please talk to Bert or go to their website,

www.beadsofcourage.ca

SPRUCE MEADOWS UPDATE:

Norm talked for Kai (who was in Europe at the time of the meeting) about the Spruce Meadows show. We had openings for manning the booth for every shift, every day. Kai would be back the Monday after the meeting. Please contact Kai for volunteer for your shift.

BLACK FOREST WOOD COMPANY 2016 WOOD EXPO:

Terry Golbeck thanked everyone for the turnout at the Wood Expo. Terry also reminded people about Kai's workshop on turning a vessel with a foot that was coming up. There were still a limited number of spaces left.

TREE HARVEST ON OCTOBER 29TH:

Seven members of the Calgary Woodturners Guild made the trip to Drumheller to harvest a Manitoba maple that had partly split and fallen to the ground. Norm was happy to report that they got lots of wood, some pieces up to 20 inches in diameter. The wood is currently stacked up our west of town and drying. It will be put into the raffle in meetings down the road.

NEXT SAWDUST SESSION

Albert Daniels announced the next sawdust session would be on November 12th.

BUSINESS CARDS:

Carl Smith made up a bunch of cards that can be handed out to advertise the guild. Any interested guild member can get some of the cards from Norm to hand out. The cards will also be at the booth at Spruce Meadows to hand out to interested people attending the show.

INSURANCE

Greg Dahl reminded everyone about the insurance coverage they can get through the guild policy. \$20 will purchase \$5 million in liability coverage for items that you sell and also covers your shop and tools. \$50 will give you coverage for any teaching that you do in your shop. See Greg for further details.

Greg also handed around a sheet for those that turned tops for Spruce Meadows. If you want a tax donation receipt for the tops you contributed, please make sure that Greg knows that you made tops for the show and how many.

MUSEUM OF MAKING:

Don James talked about an excursion he recently went on with SAWS to the Museum of Making. He found it very interesting and enquired how many people in the Calgary Woodturners Guild would be interested in attending a similar event. A large number indicated they would be interested, so Don will investigate further into organizing a trip to the museum. Further details will be announced later.

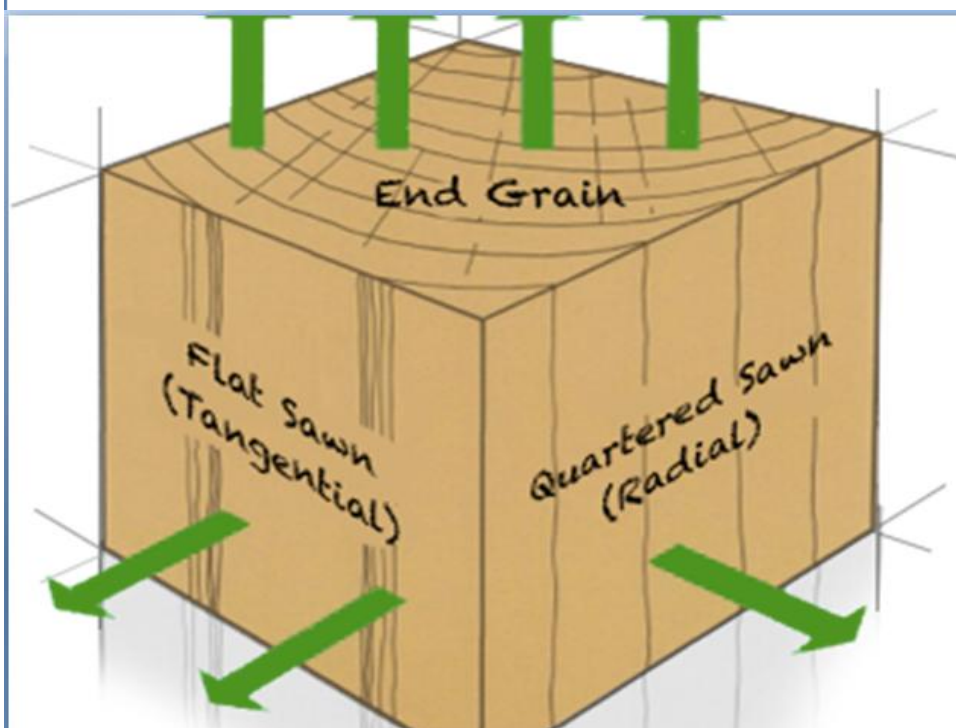
Processing & turning Green wood



Herm Stolte

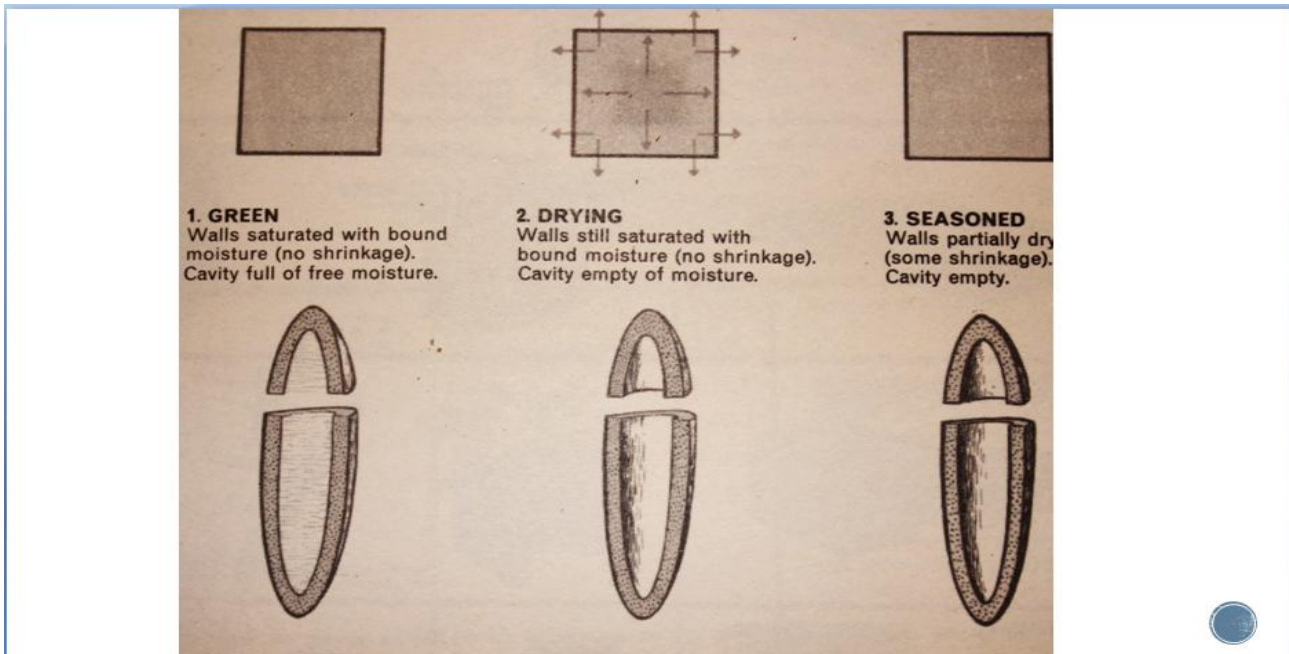
Definitions

- **Moisture content (MC)**- ratio of the weight of water in a given piece of wood to the weight of the oven-dry wood expressed as a percentage.
- **Free Water** - water filling the cell cavities
- **Bound Water** - water in the cell walls themselves
- **Fiber Saturation Point (FSP)** - MC at which the free water is gone and wood begins to shrink as bound water begins to evaporate. Around 30% MC.
- **Equilibrium Moisture Content (EMC)** - balance between MC of wood and relative humidity of air.

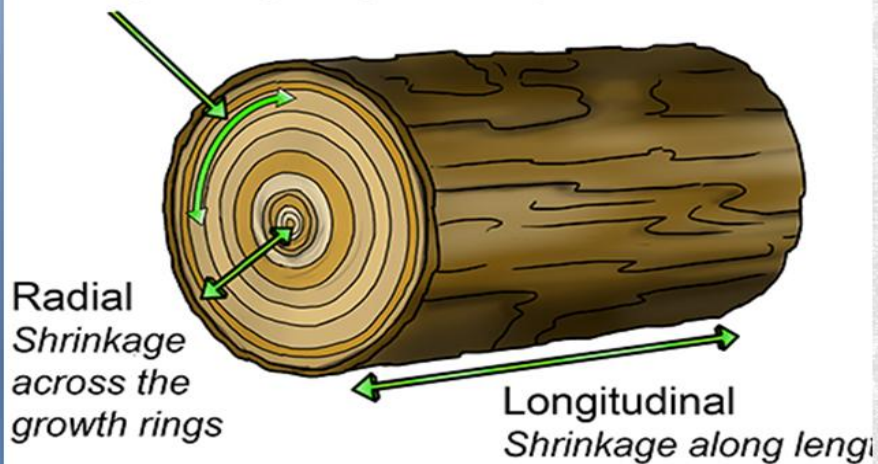


How Moisture is Lost

Water leaves slowest through the radial surface, doubly through the tangential surface, and 10 - 15 times as fast out the end grain.



Tangential
Shrinkage along the growth rings



Shrinkage

Begins at FSP (about 30% MC) and continues to 0% MC.

Tangential - most shrinkage, usually 6% - 10%

Radial - about half that of tangential

Longitudinal - minimal - negligible



Click to add title


-lines were drawn parallel when the wood was wet.

-one bandsawn cut was made from edge to pith as a relief cut.

- shrinkage greater in circumference than radius pulled the gap open.

Northwest Poplar

Bowl Shrinkage



Note how the top edge of this bowl has pulled down on the sides as it shrunk.

Green Ash

Processing Green wood



1. Seal the ends of the log ASAP. Use commercial log end sealer, latex paint, old glue or hot paraffin wax (fire hazard!) Checking can start quite soon after felling.

Left- allowed to dry without sealing end grain.
Right- was sealed with Log End Sealer.



Russian Olive



Left was split before drying. Note minimal checking, but “bent” cut surface.
Right was split after drying. Note extensive checking, but flat cut surface.


Mayday



2. Split the log through the pith (growing center) with a bandsaw or chain saw. Sticker the two halves until you want to turn it. No need to wait for it to dry.



3. Don't include the pith in a turning. Checks originate here often - if not now, probably in the future.



title

4. Wood is **Hydroscopic**. It will always change moisture content as the surrounding air does.




Turning it Green

Two step turning




1. Rough turn to approximate shape, leave walls extra thick.



2. Seal end grain sections with wax or sealer to help the piece dry more evenly.

3. Monitor dryness by weight



4. Store in a paper bag or box and allow to dry. This holds moisture around the wood to even out the drying. Remove for final drying.



5. When weight stabilizes, wood is ready to re-mount, turn, sand and finish.

Russian Olive



One step turning

- Turn to final thickness while still wet.
- The thinner the walls, the less chance of splits or checks
- More chance of warping - may or may not be desired.
- Natural edge bowls show warpage less.

Manitoba Maple goblet (top view)

Character in Wood, and where to find it

Feather/crotch pattern

Mayday



Hidden Knots (cat's eyes)

European Mtn Ash



Colour / pigmentation

Heartwood-Sapwood
contrast

Ussurian Pear



Unusual pigmentation

Manitoba Maple



Burls

Tangential cut - produces
"eyes"

Manitoba Maple



Radial cut - produces
"streaks"



Curley Grain

1. Radial cuts tend to show the curl best if it exists.
2. Often found below branches.

Green Ash

BARK

Bark loosens if harvested
while tree is growing
(summer).

European Mtn Ash



Bark stays on best if
harvested while tree is
dormant (winter).

Ussurian Pear



Defects to watch for

Ring shakes



Heart rot



Wood movement and laminating

- Always keep grain direction aligned, never crossed
- What works with veneers (plywood) will not work with solids (1/8 inch or thicker)
- Matching growth ring directions makes joints least visible

-----Break-----

RAFFLE AND 50/50 DRAW

Dave Beeman (with help from many) did the raffle and several pieces of wood went with members to new homes. Jan Bjerreskov won \$104 in the 50/50 draw.

The meeting closed, and there were many helpful hands to help clean up. Thank you to all that stayed and helped.

THE END OF THE MEETING



Instant Gallery



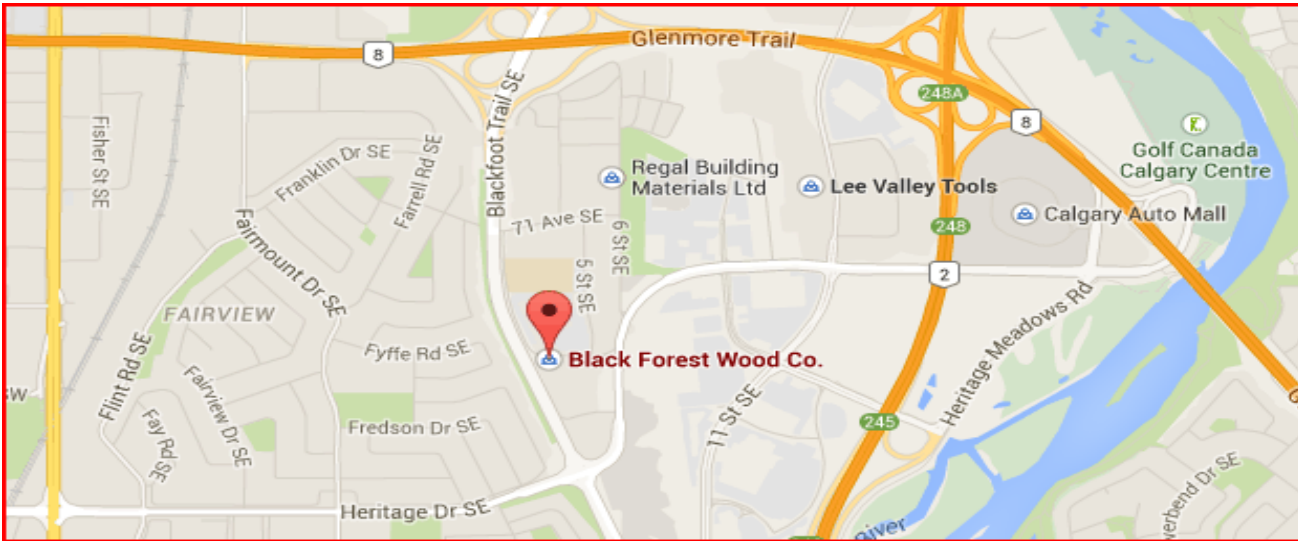






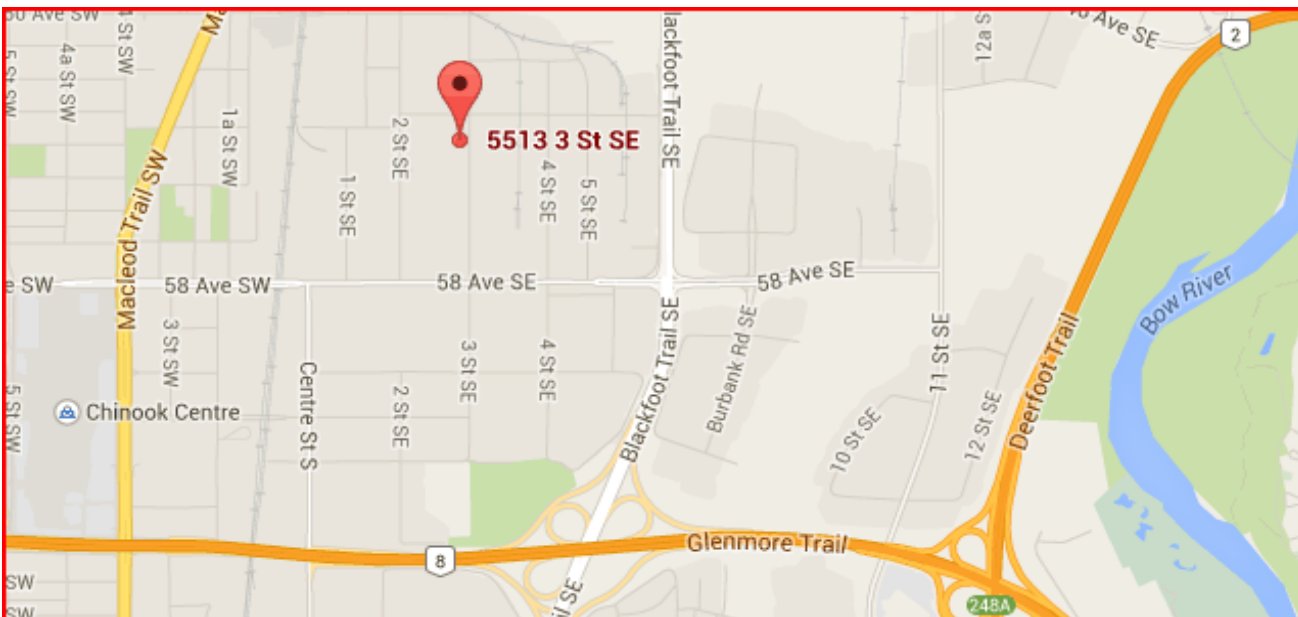
Guild Meetings

The Calgary Woodturners Guild meets at Black Forest Wood Company (603, 77 Ave SE, Calgary) the first Tuesday of each month at 7:00 PM except for July and August. Visitors are always welcome.



Sawdust Sessions

Sawdust sessions are held at the Calgary Drop-In Woodwork Shop (5513 3 Street SE). Come turn and talk wood with your fellow guild members, learn or try something new. There are always people available to answer questions and give help, and lathes to turn projects on. Visitors are always welcome, and lunch is available for \$5.00 for those who work up an appetite and want to stay.



About the Guild...

GUILD PURPOSE

To promote the art and craft of Woodturning in a way that expands the knowledge, safe practice, and enjoyment of woodturning, thereby benefitting both members and also the community

FOR THE MEMBERS:

- To provide all members with a method of regularly exchanging ideas and experience in woodturning
- To promote safety in woodturning
- To benefit from group size in acquiring published resources & materials

FOR THE COMMUNITY

- To bring an awareness of woodturning to the general public
- To provide charitable benefits to the community

MEETINGS

The guild meets on the first Tuesday each month (except July and August) at 7:00 PM at Black Forest Wood Co., Bay 7, 603 - 77 Avenue SE, Calgary, AB. Visitors are welcome

MAILING ADDRESS

Calgary Woodturners Guild
c/o Black Forest Wood Company
Bay 7, 603 - 77th Avenue SE
Calgary, AB, Canada
T2H 2B9

MEMBERSHIP DUES

Annual Dues - \$30.00 with Email, otherwise \$35.00
Dues paid on a calendar year basis

WEBSITE www.calgarywoodturners.com

CLUB OFFICERS AND DIRECTORS

President:	Norm Olsen
Vice President:	Garry Goddard
Treasurer:	Greg Dahl
Secretary:	Doug Drury
Director - Website Administrator:	Sherry Willetts
Director - Program Manager:	Terry Golbeck
Director - Sawdust Session coordinator:	Ken Kindjerski
Director - Sawdust Session coordinator:	Albert Daniels
Auditors:	
Bar-B-Que (Annual):	Albert Daniels
Charitable Co-ordinator	Dwayne Sims
Librarian:	Carl Smith
Membership Records:	Carl Smith
Newsletter	Doug Drury
Photographer:	Vacant
Programs:	Terry Golbeck
Public Displays:	Joe Van Keulen
Raffles:	Dave Beeman
School Liason:	Jim Jones
Spruce Meadows Sale:	Kai Muenzer
Webmaster:	Sherry Willetts
Members at Large:	Jim Leslie, Vern Steinbrecker

----- Original message -----

From: Rae Parry <rae@beadsofcourage.ca>

Date: 2016-10-29 11:52 AM (GMT-07:00)

To: delislebert@gmail.com

Subject: Beads of Courage Update

Hi Bert,

Thanks for dropping off your bowls and bags, it was nice to visit with you! Thank you for offering to report to your guild a short update of Beads of Courage. I hope I don't miss anything:

- To date we have 9 Hospitals across Canada participating in the the Beads of Courage Program with 1 more BC Children's Hospital hopefully up and running by the end of December (contracts have been signed)!
- To date we have 5 Wood Turning Guilds across Canada participating in the Beads of Courage Program, Calgary, Lethbridge, Port Coquitlam, BC and Trenton, Ontario. We are hopefully going to be giving a presentation soon to Red Deer Wood Turners.
- To date we have received 50 wooden bowls
- Our annual fundraising event is scheduled for May 5, 2017. We have changed it up somewhat to include the other half - the men. So mark it on your Calander!! We will still be doing the silent auction portion of the event so if you would like to donate any of your wood turned items (especially usable items such as salad bowls, salt pepper shakers, trays, cutting boards, etc) we would be very happy to accept them. Bert's Birdhouse brought in \$250.00.... I'm just saying 😊 If anyone has questions please contact me.
- I briefly touched on this subject with Don James regarding the spinning tops. It was mentioned that maybe the money raised at Spruce Meadows could possible go to Beads of Courage? Something you might want to discuss?
- Spinning tops would be a great thing to include in with your bowls, as sometimes the kids are left waiting for tests with nothing to do and the tops would be a great distraction for them. Not sure if you would like to do that on your own or have several made up and let us handle distribution???
- shipping is still a big concern for our out of town Turners. The Trenton Turners were looking into some shipping alternatives (working with trucking company)
- we all know the bad economy has hit Calgary very badly and everyone is hurting BUT if you know of anyone who isn't hurting and needs a tax deduction we would love to speak to them.
- Rumpel Quilt Skins a quilting store in Okotoks hosted a Bead Bag A-thon on October 16 and 17/16 and successfully completed making 500 Bead Bags!

Thanks very much for reporting this for me Bert I appreciate it greatly.
Please let me know if there is anything else you need!

--

Rae Parry

Director of Artist Relations | Beads of Courage-Canada

Directeur de Relations Artistiques | Perles de Courage - Canada



rae@beadsofcourage.ca

"Helping children RECORD, TELL and OWN their stories of COURAGE!"