

## The Making of an Expressive Piece and Future Meeting Topics

Norm could not make it to the meeting so Garry Goddard took charge and called the meeting to order at 7:00 PM.

We had one guest – Rick. Welcome.

Kai talked about the Festival of Crafts that we will be participating in. The show is November 1-4 at the BMO Centre. We can sell Spin Tops for charity, the same as at Spruce meadows, but we cannot advertise that we are doing so (dictated by the organizers of the show). Members can sell functional items (bowls, kitchen utensils, pens, etc.) or art pieces, but no jewelry. Limit of 16 items or what will fit in a 2 square foot area to be displayed at any one time. Extra pieces can be stored under tables (but be reasonable as space is very limited). Kai has signup sheets to man the booth, setup and take down. Additional information will be sent to all members as we get closer to the show date.


It was announced that the September Sawdust session would take place on September 22 at the Calgary Drop-In Woodwork Shop (5513 3rd Street SE). The October session will be on October 20<sup>th</sup>.

### The Making Of An Expressive Piece by Terry Golbeck

Terry Golbeck gave a presentation on the making of an expressive piece. The highlights of the presentation were:

#### EXPRESSIVE PIECE

- Conveys an idea that you want to reveal
- Others can reflect on what your piece means to them
- Others may or may not “get” your idea
- It may or may not matter to you that others understand your idea
- Examples of
  - The “Long Stem Cherry Holder”
  - The Gilded Walnut



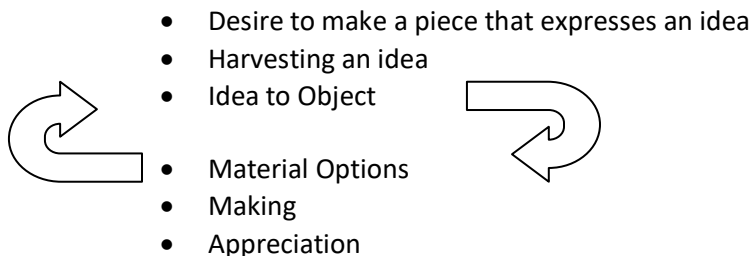
## Fresh Eyes

- I am very new at making expressive pieces
- Possibly through my beginners eyes I can observe what it has taken to start making this type of piece
- Sometimes with lots of experience, one tends to forget what it took to get started

## Blocks

- We can think that we are not very creative
- Concern of what others may think of our new expressive attempts at making
- Often what is missing is a process
  - Knowing where to start and the steps
- Creative expression comes through making
  - More a process of play than work
- Learned a process from Stephen Hogbin

## Process Overview



## Desire to Make an Expressive Piece

- The satisfaction that already comes from fine craftsmanship is further deepened and enhanced
- Can provide a sense of meaningfulness
- Frank Sudol taught the value of self expression through making
  - Story of Frank Symbothy

## Harvesting and Idea

- Live in an “open question”
- Practice being visually appreciative
- Frank kept pictures in an “inspiration box”
- Idea maturation time may be in the moment or a life time
- Clay Foster says the Mayan structures that he visited 30 years ago are in the background of his making

Terry then went through an example of the process he went through in the making of the wall plaque pictured to the right.

The idea came from a visit to a temple in Shanghai, seeing the original symbol, learning it was the traditional Chinese symbol for dust, learning that dust is a metaphor and refers to the many and various interferences in business and personal life. For example; it could be uncontrollable change, unexpected event, human folly, uncertainties or instabilities.



# CALGARY WOODTURNERS GUILD NEWSLETTER



September 4, 2018

Issue 83, September 2018

We live in a dusty imperfect world. Because of the interference of dust things always move toward the unsatisfactory or less than ideal. Some people feel they can't change the situation and they seek peace by withdrawing from the world. Despite the pervasive interference of dust some people develop a strong mind set to eliminate the negative impact of dust. It implies that people should emphasize self-cultivation rather than complaining, drifting with the tide or running away. "Dust" is an important part of Zen Philosophy and has been pursued by Chinese intellectuals since ancient times.

## Idea to Object

- Douglas Fisher's approach to making wall plaques provides a canvas and a frame
- The multi axis border treatment creates a sense of multiple perspectives which is fitting for a piece on philosophy
- Gold gilding "pops" the symbol off the surface and make it look rich and important

## Influence of Graeme Priddle

- Make a background pattern that means something to you and adds to the story of the piece
- Built a "hot poker" from a battery charger
- Used a rotary tool to carve a five petal design on a copper rod to make a branching iron
- The number "5" is very important in Chinese Culture
- Colours used are prevalent in Chinese Culture

## Appreciation

- The Plaque portrays Chinese Culture
- It is a delightful reminder of my trip
- The "Dust" metaphor is thought provoking
- I like the contrast between the look of solid Gold and the humble idea of dust
- Reflected on what I had learned from others
- Leads me to experiment with other symbols, laser carving and background patterns.

--- BREAK ---

Graham Dolby informed the group that the exhibition pieces in the 4 display cabinets (located at Lee Valley Tools, Busy Bee Tools, KMS Tools, and Canadian Woodcraft) need refreshing. Please bring new pieces to put in the display cabinets to the October 2<sup>nd</sup> meeting.

Terry held a brain storming session on what topics the group would like to see covered in the next 9 meetings. The topics from the brain storming session were:

- |                                  |                                 |
|----------------------------------|---------------------------------|
| • Event Reports e.g. AAW, Norway | • Tool Sharpening               |
| • Urns                           | • Safety & Dust Extraction      |
| • Spring Pole Lathe              | • Deep Hollowing                |
| • Finishes (new?) and Dyes       | • Lathe Selection & Maintenance |

# CALGARY WOODTURNERS GUILD NEWSLETTER



September 4, 2018

Issue 83, September 2018

- Tool Selection
- Lathe Accessories
- Pyrography
- Metal Inlay
- Sand Blasting
- Pen Making
- Comparison of Carbide Tools
- Coring
- Microwave Drying process
- Processing Green Wood
- Turning Soapstone & Alabaster
- Basket Weave Technique
- Piercing
- Turning Air
- Scoops
- Name Tabs
- Off Center Turning
- Center Saving
- Marketing & Pricing
- Tool of the Month
- Homemade Tools
- Segmented Turning and Open Segments

Based on the above it was decided that the October 2 meeting topics would be Scoops, Comparison of Carbide Tools, and Lathe Accessories.

Dave Beeman did the raffle draw with help and many pieces of wood found new homes. Rick Vocke won \$76.00 in the 50/50 draw.

## ----- INSTANT GALLERY -----



**"Squid"**  
**Wood:** Driftwood, Purple Heart  
**Finish:** Danish Oil  
**Polish:** Spray Poly  
**Turner:** Steve Olson



# CALGARY WOODTURNERS GUILD NEWSLETTER



September 4, 2018

Issue 83, September 2018



# CALGARY WOODTURNERS GUILD NEWSLETTER



September 4, 2018

Issue 83, September 2018



Wand & Stand  
Wand - oak ?/Ash? by Libby  
Stand - Purpleheart Olson  
2<sup>nd</sup> & 3<sup>rd</sup> turned items since  
Terry's lathe class in 2016



# CALGARY WOODTURNERS GUILD NEWSLETTER



September 4, 2018

Issue 83, September 2018

## **About the Guild:**

**GUILD PURPOSE:** To promote the art and craft of Woodturning in a way that expands the knowledge, safe practice, and enjoyment of woodturning, thereby benefitting both members and also the community.

### **FOR THE MEMBERS:**

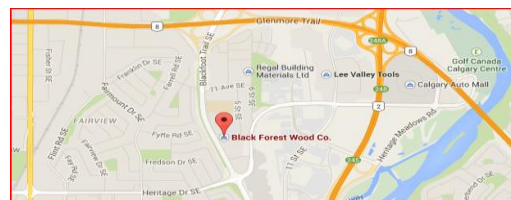
- To provide all members with a method of regularly exchanging ideas and experience in woodturning
- To promote safety in woodturning
- To benefit from group size in acquiring published resources and materials

### **FOR THE COMMUNITY:**

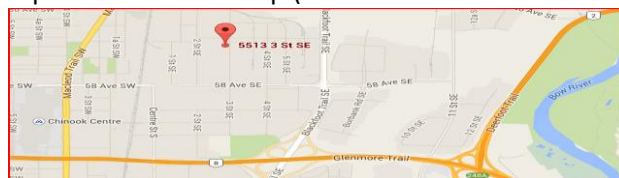
- To bring an awareness of woodturning to the general public
- To provide charitable benefits to the community

**MEMBERSHIP DUES:** \$30.00 per calendar year (includes newsletter delivered via email)

**MEETING LOCATION, TIME, AND MAILING ADDRESS:** The guild meets on the first Tuesday each month (except July and August) at 7:00 PM at Black Forest Wood Co. Bay 7, 603 – 77 Avenue SE, Calgary, AB, T2H 2B9. Visitors are welcome



**SAWDUST SESSIONS:** Sawdust sessions are held at the Calgary Drop-In Woodwork Shop (5513 3 Street SE). Come turn and talk wood with your fellow guild members, learn or try something new. There are always people available to answer questions and give help, and lathes to turn project on. Visitors are always welcome, and lunch is available for \$5.00 for those who work up an appetite and want to stay.



## **CLUB OFFICERS AND DIRECTORS:**

President	Norm Olsen	Charitable Co-ordinator	Dwayne Sims
Vice President	Garry Goddard	Librarian	Carl Smith
Treasurer	Steve Olson	Membership Records	Carl Smith
Secretary	Doug Drury	Newsletter	Doug Drury
Director – Website Admin.	Sherry Willets	Photographer	Vacant
Director – Program Manager	Terry Golbeck	Public Displays	Graham Dolby
Director – Sawdust Sessions	Ken Kindjerski	Public Sales	Kai Muenzer
Director – Sawdust Sessions	Albert Daniels	Raffles	Dave Beeman
		School Liaison	Vacant
		Members at large	Jim Leslie
			Vern Steinbrecker